

Application

- Warm and hot water, steam
- Warm water heating systems DIN 4751
- Hot water heating systems DIN 4752
- Other applications on request.

Restrictions laid down in technical codes have to be complied with.

Operating data

- Maximum allowable pressure 16 bar
- Maximum allowable temperature 300 °C
- Pressure-temperature ratings see next side

Materials

- Cast iron with flake graphite EN-GJL-250 *)
- Further information see materials table

Design

- Strainer with inclined seat
- Strainer insert made of stainless steel
- Insert accurately guided in cover and body
- Outside confined cover gasket
- Exterior finish: blue similar to RAL 5002
- Drain plug
- For size DN 150 and above: additional strainer basket made of perforated stainless steel sheet
- Free from asbestos, PCB and CFC

The valves meet the safety requirements of the Pressure Equipment Directive 97/23/EC (PED) of annex I for fluids of the groups 1 and 2.

Standard variants

- Fine-mesh strainer insert
- Body made of nodular cast iron and cast steel upon request

Remarks

- For handling **aggressive** media in chemical and industrial plants, as well as in power stations and process engineering, we recommend our stainless steel strainer NORICHEM[®] according to type sheet 8111.1
- Operating instructions: 0570.8

On all enquiries/orders please specify

Strainer

1. BOA[®]-S according to type sheet 7125.1
2. EN-GJL-250 *), PN 6, DN 15-200
EN-GJL-250 *), PN 16, DN 15-300
3. Standard variants

- *) Please observe: The designation GG-25 is no longer used after the new material designation became applicable. Instead of GG-25, the material number is JL 1040, the material name is EN-GJL-250.



Pressure-Temperature ratings

| Nominal pressure PN | Material | Body pressure and seat tightness test with water, bar Body ¹⁾ | Working pressures in bar at temperatures in °C ²⁾ | | |
|---------------------|------------|--|--|------|------|
| | | | -10 to +120 | 200 | 300 |
| 6 | EN-GJL-250 | 9 | 6 | 4,8 | 4,2 |
| 16 | | 24 | 16 | 12,8 | 11,2 |
| | | | | | |
| | | | | | 9,6 |

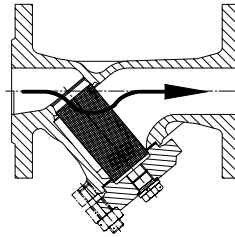
1) DIN 3230-BQ (ISO 5208)

2) For intermediate temperatures use liner interpolation.

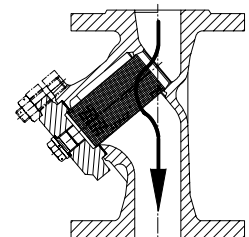
Note: When selecting the joints between valve and pipe, DIN EN 1092-2, paragraph 5.3, and the plant regulations specific to the operation.

Installation

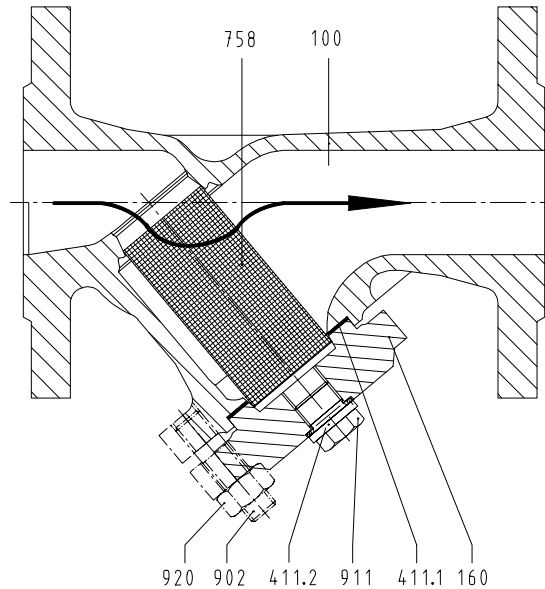
In horizontal and vertical pipes we recommend that the strainer be installed with the insert down. Note the arrow indicating the direction of flow.



horizontal installation



vertical installation



Materials

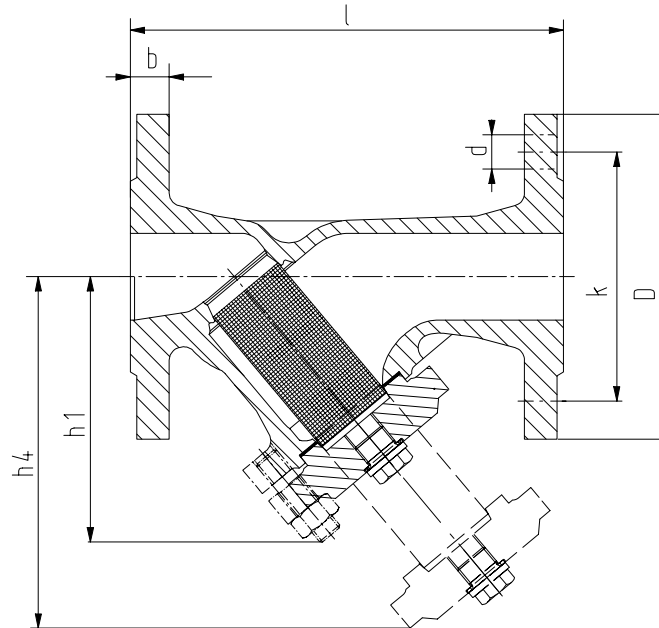
| Part no. | Name of parts | PN | Material | Remarks |
|----------|-----------------|-------|-------------------------|---------------------|
| 100 | Body | 6, 16 | EN-GJL-250 | |
| 160 | Cover | 6, 16 | EN-GJL-250 | |
| 411.1 | Gasket | 6, 16 | CrNi-St-graphite 17 | |
| 411.2 | Gasket | 6, 16 | A4 | |
| 758 | Strainer insert | 6, 16 | X 6 CrNiTi 18 10 1.4541 | |
| 191 | Strainer basket | 6, 16 | X 6 CrNiTi 18 10 1.4541 | From DN 150 onwards |
| 902 | Stud | 6, 16 | 5.6 or 8.8 | Galvanized, zinc |
| 911 | Drain plug | 6, 16 | A4 or A2 | Galvanized, zinc |
| 920 | Hex. nut | 6, 16 | 5-2 or 8 | Galvanized, zinc |

Dimensions

Face-to-face length: EN 558-1/1 (previously: DIN 3202/F 1)
ISO 5752/1

Flanges: DIN EN 1092-2 type of flange 21

Raised face: DIN EN 1092-2, type B



| PN | Dimensions (mm) | | | | | | | | | Weight | | | | | |
|-----|-----------------|-----|-----|-------|-------|-------|----------------|----------------|------------|---------------|----------------------------------|------------|----------------------------------|------------|-----|
| | DN | l | D | k | n x d | b | h ₁ | h ₄ | Drain plug | approx. kg | Standard strainer | | Fine-meshed strainer | | |
| | | | | | | | | | | | K _v m ³ /h | Zeta-Value | K _v m ³ /h | Zeta-Value | |
| 6 | 15 | 130 | 80 | 55 | 4x11 | 12 | 90 | 120 | G 3/8" | 2,5 | 5,7 | 2,5 | 5,3 | 2,9 | |
| | 20 | 150 | 90 | 65 | 4x11 | 14 | 100 | 139 | | 3,0 | 10,4 | 2,4 | 9,5 | 2,8 | |
| | 25 | 160 | 100 | 75 | 4x11 | 14 | 115 | 144 | | 4,5 | 16,4 | 2,3 | 15,1 | 2,7 | |
| | 32 | 180 | 120 | 90 | 4x14 | 16 | 125 | 171 | | 5,5 | 27,3 | 2,3 | 24,7 | 2,7 | |
| | 40 | 200 | 130 | 100 | 4x14 | 16 | 150 | 180 | | 7,0 | 42,0 | 2,3 | 38,2 | 2,8 | |
| | 50 | 230 | 140 | 110 | 4x14 | 16 | 160 | 202 | | 9,0 | 64,7 | 2,4 | 57,2 | 3,0 | |
| | 65 | 290 | 160 | 130 | 4x14 | 16 | 180 | 224 | G 1/2" | 13,0 | 96,0 | 3,1 | 81,1 | 4,3 | |
| | | 80 | 310 | 190 | 150 | 4x18 | 18 | 215 | | 255 | 19,0 | 149,0 | 3,0 | 119,0 | 4,6 |
| | | 100 | 350 | 210 | 170 | 4x18 | 18 | 235 | | 344 | 26,0 | 223,0 | 3,2 | 181,0 | 4,9 |
| | | 125 | 400 | 240 | 200 | 8x18 | 20 | 275 | | 366 | 38,0 | 347,0 | 3,2 | 281,0 | 5,0 |
| | | 150 | 480 | 265 | 225 | 8x18 | 20 | 305 | | 426 | 54,0 | 480,0 | 3,5 | 380,0 | 5,6 |
| | | 200 | 600 | 320 | 280 | 8x18 | 22 | 390 | | 565 | 110,0 | 853,0 | 3,5 | 672,0 | 5,7 |
| 16 | 15 | 130 | 95 | 65 | 4x14 | 14 | 90 | 120 | G 3/8" | 3,0 | 5,7 | 2,5 | 5,3 | 2,9 | |
| | 20 | 150 | 105 | 75 | 4x14 | 16 | 100 | 139 | | 4,0 | 10,4 | 2,4 | 9,5 | 2,8 | |
| | 25 | 160 | 115 | 85 | 4x14 | 16 | 115 | 144 | | 5,0 | 16,4 | 2,3 | 15,1 | 2,7 | |
| | 32 | 180 | 140 | 100 | 4x18 | 18 | 125 | 171 | | 7,0 | 27,3 | 2,3 | 24,7 | 2,7 | |
| | 40 | 200 | 150 | 110 | 4x18 | 18 | 150 | 180 | | 9,0 | 42,0 | 2,3 | 38,2 | 2,8 | |
| | 50 | 230 | 165 | 125 | 4x18 | 20 | 160 | 202 | | 12,0 | 64,7 | 2,4 | 57,2 | 3,0 | |
| | 65 | 290 | 185 | 145 | 4x18 | 20 | 180 | 224 | G 1/2" | 16,0 | 96,0 | 3,1 | 81,1 | 4,3 | |
| | | 80 | 310 | 200 | 160 | 8x18 | 22 | 215 | | 255 | 21,0 | 149,0 | 3,0 | 119,0 | 4,6 |
| | | 100 | 350 | 220 | 180 | 8x18 | 24 | 235 | | 344 | 30,0 | 223,0 | 3,2 | 181,0 | 4,9 |
| | | 125 | 400 | 250 | 210 | 8x18 | 26 | 275 | | 366 | 43,0 | 347,0 | 3,2 | 281,0 | 5,0 |
| | | 150 | 480 | 285 | 240 | 8x22 | 26 | 305 | | 426 | 61,0 | 480,0 | 3,5 | 380,0 | 5,6 |
| | | 200 | 600 | 340 | 295 | 12x22 | 30 | 390 | | 565 | 121,0 | 853,0 | 3,5 | 672,0 | 5,7 |
| 250 | 730 | 405 | 355 | 12x26 | 32 | 540 | 747 | 154,0 | 1104,0 | 5,1 | 838,0 | 8,9 | | | |
| | 850 | 460 | 410 | 12x26 | 32 | 680 | 931 | 255,0 | 1450,0 | 6,1 | 1090,0 | 10,9 | | | |

| DN | Standard strainer | | Fine-meshed strainer | |
|---------|-------------------|------------|----------------------|------------|
| | Mesh width | Wire diam. | Mesh width | Wire diam. |
| 15-50 | 1,0 | 0,5 | 0,25 | 0,16 |
| 65-80 | 1,25 | 0,63 | | |
| 100-300 | 1,6 | 1,0 | | |

Product Features - to our Customers' Benefit

Strainer insert made of stainless steel

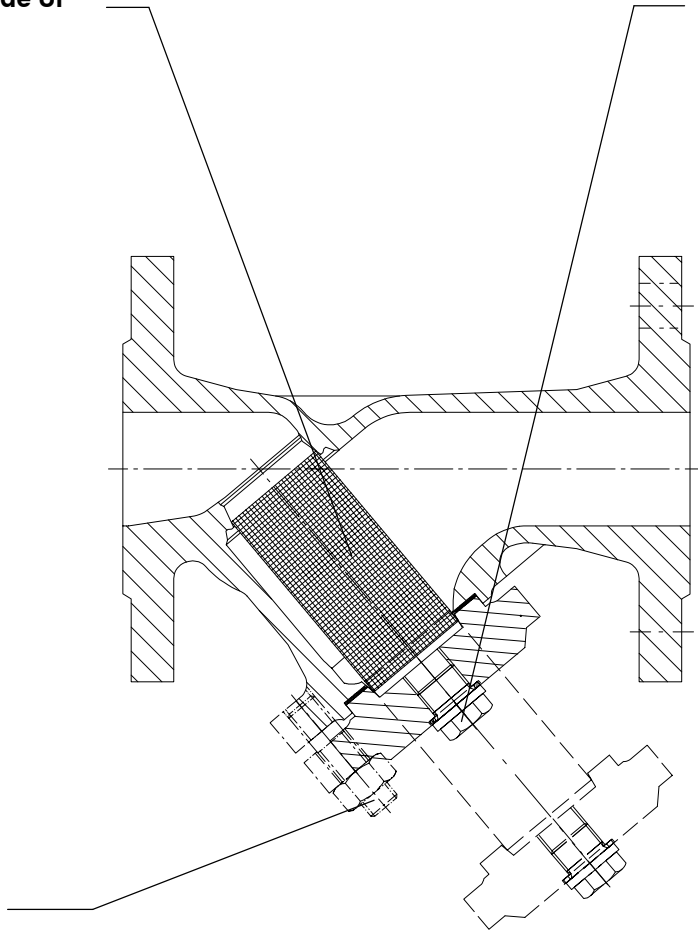
Your benefit

- long service life

Standard drain plug

Your benefit

- clean draining procedure, particularly for large nominal diameters



Studs

Your benefit

- time and cost-saving replacement of strainer insert without removing the body insulation